

Datenblatt für Verbundanlage aus Raumheizgerät oder Kombiheizgerät mit Wärmepumpe, Temperaturregler und Solareinrichtungen, Raumheizungs-Energieeffizienz

EcoTouch 5095.5T - brine to water

Abbildung 3

Bei Vorzugsraumheizgeräten mit Wärmepumpe und Vorzugskombiheizgeräten mit Wärmepumpe zur Angabe der jahreszeitbedingten Raumheizungs-Energieeffizienz der angebotenen Verbundanlage in das Datenblatt für eine Verbundanlage aus Raumheizgeräten, Temperaturreglern und Solareinrichtungen bzw. eine Verbundanlage aus Kombiheizgeräten, Temperaturreglern und Solareinrichtungen aufzunehmen

Jahreszeitbedingte Raumheizungs-Energieeffizienz der Wärmepumpe		1 161 %
Temperaturregler Vom Datenblatt des Temperaturreglers	+	2 <div style="border: 1px solid black; padding: 5px; margin: 5px auto; width: fit-content;"> Klasse I = 1 %, Klasse II = 2 %, Klasse III = 1,5 %, Klasse IV = 2 %, Klasse V = 3 %, Klasse VI = 4 %, Klasse VII = 3,5 %, Klasse VIII = 5 % </div> 1,5 %
Zusatzheizkessel Vom Datenblatt des Heizkessels	-	3 <div style="border: 1px solid black; padding: 5px; margin: 5px auto; width: fit-content;"> Jahreszeitbedingte Raumheizungs-Energieeffizienz in % (0 - 'I') x 'II' = </div> 0 %
Solarer Beitrag Vom Datenblatt der Solareinrichtung	+	4 <div style="display: flex; justify-content: space-around; align-items: flex-start; margin-bottom: 5px;"> <div style="border: 1px solid black; padding: 2px; font-size: small;">Kollektorgroße (in m²)</div> <div style="border: 1px solid black; padding: 2px; font-size: small;">Tankvolumen (in m³)</div> <div style="border: 1px solid black; padding: 2px; font-size: small;">Kollektorwirkungsgrad (in %)</div> <div style="border: 1px solid black; padding: 2px; font-size: small;">Tankeinstufung A+ = 0,95, A = 0,91, B = 0,86, C = 0,83, D-G = 0,81</div> </div> <div style="display: flex; justify-content: space-between; align-items: center; margin-bottom: 5px;"> ('III' x 0 + 'IV' x 0) x 0,45 x (0 / 100) x 1 </div> 0 %
Jahreszeitbedingte Raumheizungs-Energieeffizienz der Verbundanlage bei durchschnittlichem Klima		5 163
Jahreszeitbedingte Raumheizungs-Energieeffizienzklasse der Verbundanlage bei durchschnittlichem Klima		
<div style="display: flex; justify-content: space-around; align-items: center;"> <div style="border: 1px solid black; width: 20px; height: 20px; display: flex; align-items: center; justify-content: center;"> <input type="checkbox"/> </div> <div style="border: 1px solid black; width: 20px; height: 20px; display: flex; align-items: center; justify-content: center;"> <input type="checkbox"/> </div> <div style="border: 1px solid black; width: 20px; height: 20px; display: flex; align-items: center; justify-content: center;"> <input type="checkbox"/> </div> <div style="border: 1px solid black; width: 20px; height: 20px; display: flex; align-items: center; justify-content: center;"> <input type="checkbox"/> </div> <div style="border: 1px solid black; width: 20px; height: 20px; display: flex; align-items: center; justify-content: center;"> <input type="checkbox"/> </div> <div style="border: 1px solid black; width: 20px; height: 20px; display: flex; align-items: center; justify-content: center;"> <input type="checkbox"/> </div> <div style="border: 1px solid black; width: 20px; height: 20px; display: flex; align-items: center; justify-content: center;"> <input type="checkbox"/> </div> <div style="border: 1px solid black; width: 20px; height: 20px; display: flex; align-items: center; justify-content: center;"> <input type="checkbox"/> </div> <div style="border: 1px solid black; width: 20px; height: 20px; display: flex; align-items: center; justify-content: center;"> <input checked="" type="checkbox"/> </div> </div> <div style="display: flex; justify-content: space-around; align-items: center; margin-top: 5px;"> <div style="background-color: red; color: white; padding: 2px 5px; font-weight: bold;">G</div> <div style="background-color: red; color: white; padding: 2px 5px; font-weight: bold;">F</div> <div style="background-color: red; color: white; padding: 2px 5px; font-weight: bold;">E</div> <div style="background-color: red; color: white; padding: 2px 5px; font-weight: bold;">D</div> <div style="background-color: orange; color: white; padding: 2px 5px; font-weight: bold;">C</div> <div style="background-color: orange; color: white; padding: 2px 5px; font-weight: bold;">B</div> <div style="background-color: yellow; color: black; padding: 2px 5px; font-weight: bold;">A</div> <div style="background-color: lightgreen; color: black; padding: 2px 5px; font-weight: bold;">A+</div> <div style="background-color: lightgreen; color: black; padding: 2px 5px; font-weight: bold;">A++</div> <div style="background-color: lightgreen; color: black; padding: 2px 5px; font-weight: bold;">A+++</div> </div> <div style="display: flex; justify-content: space-around; align-items: center; margin-top: 5px; font-size: small;"> < 30% ≥ 30 % ≥ 34% ≥ 36% ≥ 75% ≥ 82% ≥ 90% ≥ 98% ≥ 125% ≥ 150% </div>		
Jahreszeitbedingte Raumheizungs-Energieeffizienz der Verbundanlage bei kälterem und wärmerem Klima		5 Kälter: 163 - 4 = 167 % Wärmer: 163 + 0 = 163 %

Die auf diesem Datenblatt für den Produktverbund angegebene Energieeffizienz weicht möglicherweise von der Energieeffizienz nach dessen Einbau in ein Gebäude ab, denn diese wird von weiteren Faktoren wie dem Wärmeverlust im Verteilungssystem und der Dimensionierung der Produkte im Verhältnis zu Größe und Eigenschaften des Gebäudes beeinflusst.



ENERG

енергия · ενέργεια

Y

IJA



IE


IA


 WATERKOTTE


EcoTouch 5095.5T - brine to water





+ 


+ 

+ 

+ 





















Product fiche requirements for heat pump space heaters and heat pump combination heaters (in accordance with EU regulation no. 811/2013)

Supplier's name		Waterkotte GmbH, Gewerkestr. 15, 44628 Herne, Germany					
Model(s):	1	EcoTouch 5063.5T, Brine/Water					
	2	EcoTouch 5075.5T, Brine/Water					
	3	EcoTouch 5085.5T, Brine/Water					
	4	EcoTouch 5095.5T, Brine/Water					
Item		Symbol	Unit	1	2	3	4
Medium temperature / Low temperature				55°C / 35°C	55°C / 35°C	55°C / 35°C	55°C / 35°C
Seasonal space heating energy efficiency class of the model		-	159	A+++ / A+++	A+++ / A+++	A+++ / A+++	A+++ / A+++
Declared load profile for water heating		-	-	-	-	-	-
Water heating energy efficiency class		-	-	-	-	-	-
Rated heat output, including the rated heat output of any supplementary heater under average climate conditions		P _{rated}	kW	45 / 49	53 / 57	58 / 64	68 / 73
Seasonal space heating energy efficiency under average climate conditions		η _s	%	159 / 213	161 / 219	159 / 214	161 / 211
Space heating, annual energy consumption under average climate conditions		Q _{HE}	kWh	22458 / 18233	25821 / 20344	28856 / 23731	33014 / 27384
Water heating energy efficiency		η _{wh}	%	-	-	-	-
Water heating, the annual electricity consumption		AEC	kWh	-	-	-	-
Sound power level L _{WA} , indoors		L _{WA}	dB(A)	66	69	69	70
Any specific precautions that shall be taken when the heater is assembled, installed or maintained: see installation manual Alle beim Zusammenbau, der Installation oder Wartung des Raumheizgerätes zu treffenden besonderen Vorkehrungen: siehe Installationsanleitung Les éventuelles précautions particulières qui doivent être prises lors du montage, de l'installation ou de l'entretien du dispositif de chauffage des locaux: voir manuel d'installation							
Rated heat output, including the rated heat output of any supplementary heater under colder climate conditions		P _{rated}	kW	45 / 49	53 / 57	58 / 64	68 / 73
Rated heat output, including the rated heat output of any supplementary heater under warmer climate conditions		P _{rated}	kW	45 / 49	53 / 57	58 / 64	68 / 73
Seasonal space heating energy efficiency under colder climate conditions		η _s	%	160 / 217	165 / 224	163 / 218	165 / 215
Seasonal space heating energy efficiency under warmer climate conditions		η _s	%	158 / 208	160 / 212	159 / 208	161 / 206
Space heating, annual energy consumption under colder climate conditions		Q _{HE}	kWh	28678 / 21370	30141 / 24308	33741 / 27828	38619 / 32135
Space heating, annual energy consumption under warmer climate conditions		Q _{HE}	kWh	14591 / 12097	16773 / 13960	18716 / 15757	21408 / 18122
Sound power level L _{WA} , outdoors		L _{WA}	dB(A)	-	-	-	-

Information requirements for heat pump space heaters and heat pump combination heaters (in accordance with EU regulation no. 813/2013)

Model(s):	1	EcoTouch 5063.5T, Brine/Water					
	2	EcoTouch 5075.5T, Brine/Water					
	3	EcoTouch 5085.5T, Brine/Water					
	4	EcoTouch 5095.5T, Brine/Water					
	5	EcoTouch 5112.5T, Brine/Water					

		1	2	3	4	5
Air-to-water heat pump		-	-	-	-	-
Water-to-water heat pump		-	-	-	-	-
Brine-to-water heat pump		yes	yes	yes	yes	yes
Low-temperature heat pump		-	-	-	-	-
Equipped with a supplementary heater		-	-	-	-	-
Heat pump combination heater		-	-	-	-	-
Parameters shall be declared for medium-temperature application, except for low-temperature heat pumps. For low-temperature heat pumps, parameters shall be declared for low-temperature application.						
Parameters shall be declared for average climate conditions.						
Item	Symbol	Unit	1	2	3	4
Rated heat output (*)	P _{rated}	kW	45	53	58	68
Declared capacity for heating for part load at indoor temperature 20 °C and outdoor temperature T _j						
T _j = -7 °C	P _{dh}	kW	40,2	46,7	51,7	59,8
T _j = +2 °C	P _{dh}	kW	25,2	29,5	32,8	37,5
T _j = +7 °C	P _{dh}	kW	25,5	30,0	33,3	38,0
T _j = +12 °C	P _{dh}	kW	26,0	30,7	34,1	38,9
T _j = bivalent temperature	P _{dh}	kW	45,4	52,8	58,4	67,6
T _j = operation limit temperature	P _{dh}	kW	45,4	52,8	58,4	67,6
For air-to-water heat pumps: T _j = -15 °C (if TOL < -20 °C)	P _{dh}	kW	-	-	-	-
Bivalent temperature	T _{biv}	°C	-	-	-	-
Cycling interval capacity for heating	P _{psych}	kW	-	-	-	-
Degradation co-efficient (**)	C _{dh}	-	1,0	1,0	1,0	1,0
Seasonal space heating energy efficiency	η _s	%	159	161	159	161
Declared coefficient of performance or primary energy ratio for part load at indoor temperature 20 °C and outdoor temperature T _j						
T _j = -7 °C	COP _{pd}	-	3,10	3,08	3,10	3,20
T _j = +2 °C	COP _{pd}	-	4,29	4,33	4,28	4,33
T _j = +7 °C	COP _{pd}	-	4,58	4,67	4,59	4,61
T _j = +12 °C	COP _{pd}	-	5,11	5,28	5,16	5,16
T _j = bivalent temperature	COP _{pd}	-	2,80	2,79	2,82	2,92
T _j = operation limit temperature	COP _{pd}	-	2,80	2,79	2,82	2,92
For air-to-water heat pumps: T _j = -15 °C (if TOL < -20 °C)	COP _{pd}	-	-	-	-	-
For air-to-water heat pumps: Operation limit temperature	TOL	°C	-	-	-	-
Cycling interval efficiency	COP _{psc}	-	-	-	-	-
Heating water operating limit temperature	WTOL	°C	55	55	55	55
Power consumption in modes other than active mode						
Off mode	P _{off}	kW	0,001	0,001	0,001	0,001
Thermostat-off mode	P _{to}	kW	0,017	0,017	0,017	0,017
Standby mode	P _{sb}	kW	0,017	0,017	0,017	0,017
Crankcase heater mode	P _{ck}	kW	-	-	-	-
Supplementary heater						
Rated heat output (*)	P _{sup}	kW	-	-	-	-
Type of energy input						
Other items						
Capacity control	fixed/variable		variable	variable	variable	variable
Sound power level, indoors/ outdoors	L _{WA}	dB(A)	66 / -	69 / -	69 / -	70 / -
Emissions of nitrogen oxides	NO _x	mg/kWh	-	-	-	-
For air-to-water heat pumps: Rated air flow rate, outdoors		m ³ /h	-	-	-	-
For water-brine-to-water heat pumps: Rated brine or water flow rate, outdoor heat exchanger		m ³ /h	9	11	12	14
For heat pump combination heater:						
Declared load profile						
Daily electricity consumption	Q _{elec}	kWh	-	-	-	-
Water heating energy efficiency	η _{wh}	%	-	-	-	-
Daily fuel consumption	Q _{fuel}	kWh	-	-	-	-
Contact details	Waterkotte GmbH, Gewerkestr. 15, 44628 Herne, Germany					

(*) For heat pump space heaters and heat pump combination heaters, the rated heat output P_{rated} is equal to the design load for heating P_{design}, and the rated heat output of a supplementary heater P_{sup} is equal to the supplementary capacity for heating sup(T_j).

(**) If C_{dh} is not determined by measurement then the default degradation coefficient is C_{dh} = 0,9.

Any specific precautions that shall be taken when the heater is assembled, installed or maintained: see installation manual
Information relevant for disassembly, recycling and/or disposal at end-of-life: see installation manual

Alle beim Zusammenbau, der Installation oder Wartung des Raumheizgerätes zu treffenden besonderen Vorkehrungen: siehe Installationsanleitung
Sachdienliche Angaben für das Zerlegen, die Wiederverwendung und/oder die Entsorgung nach der endgültigen Außerbetriebstellung: siehe Installationsanleitung

Les éventuelles précautions particulières qui doivent être prises lors du montage, de l'installation ou de l'entretien du dispositif de chauffage des locaux: voir manuel d'installation
Informations utiles pour le démontage, le recyclage et/ou l'élimination à la fin du cycle de vie de l'appareil: voir manuel d'installation

